

# 2022 Robinson Employment Report


## Master of Science in Data Science and Analytics

Learn more: [robinson.gsu.edu/msa](http://robinson.gsu.edu/msa)



### Key Employment Statistics

**77%**  
employed  
within 3 months



Average Salary

**\$93,033**

Top Quartile Average Salary

**\$129,231**

Maximum Reported Salary

**\$200,000**

Average Salary Increase %

**82%**

Average Time to Pay Back Investment

**0.12 year**

### Select MSDSA Employers

Amazon Web Services  
Anthem Inc.  
Bank of America Corp.  
Boehringer-Ingelheim  
Capital One  
Charter Communications  
Comcast  
Cox Communications  
Dell Technologies  
Deloitte  
Delta Air Lines  
Domo Inc.  
EY  
FIS  
Fiserv

Georgia-Pacific  
KPMG  
Lexis Nexis Risk Solutions  
MailChimp  
NCR Corporation  
Novelis  
Porsche  
State Farm  
Tesla  
TransUnion  
TripAdvisor  
Truist  
Ucensys Research LLC  
UPS  
Walmart Global Tech

### Select Job Titles

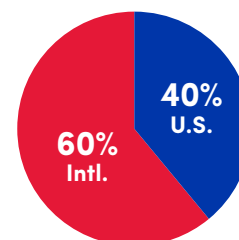
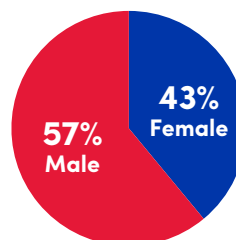
Actuary/Actuarial Analyst  
Business Operations Advisor  
Business Intelligence Analyst  
Chief Marketing Officer  
Cybersecurity Analyst  
Data Analyst  
Data Engineer  
Data Enablement Analyst  
Data Science Consultant  
Data Scientist  
Developer  
Digital Transformation Analyst  
IT Business Analyst  
IT Staff Auditor  
Machine Learning Operations

Marketing Data Scientist  
Merchandising Business Analyst  
Operation Analyst  
Product Marketing  
Quantitative Analyst  
Rates Analyst  
Risk Analyst  
Senior Business Analyst  
Senior Data Analyst  
Senior Data Engineer/Scientist  
Software Engineer  
Solutions Architect Associate  
Splunk Consultant  
Statistical Data Analyst

### Fall 2021 Incoming Class Profile

Average Age: **28**

Average Years of Work Experience: **4.6**



Key Employment Statistics is based on available data from graduation terms Spring 2021 - Fall 2021.